

 www.attitudetallyacademy.com

 011 4352 2158



FASHION & DRESS Designing

Fashion Design Basics



CONTENT

1 What is Fashion Designing ?

2 Sketching

3 Indo Western (Fashion) Wear

4 Draping

5 Embroidery Design

6 Neckline Pattern

7 Embroidery

8 What is Dress Designing ?

9 Design Idea

10 Embroidery

11 Dresses

A woman with long brown hair, wearing a grey blazer over a white top and a light-colored skirt, is measuring a pink dress on a mannequin. She is holding a white measuring tape. In the background, there are racks of various colored clothing items. In the foreground, there is a sewing machine and some colorful pens or pencils.

What is Fashion Designing ?

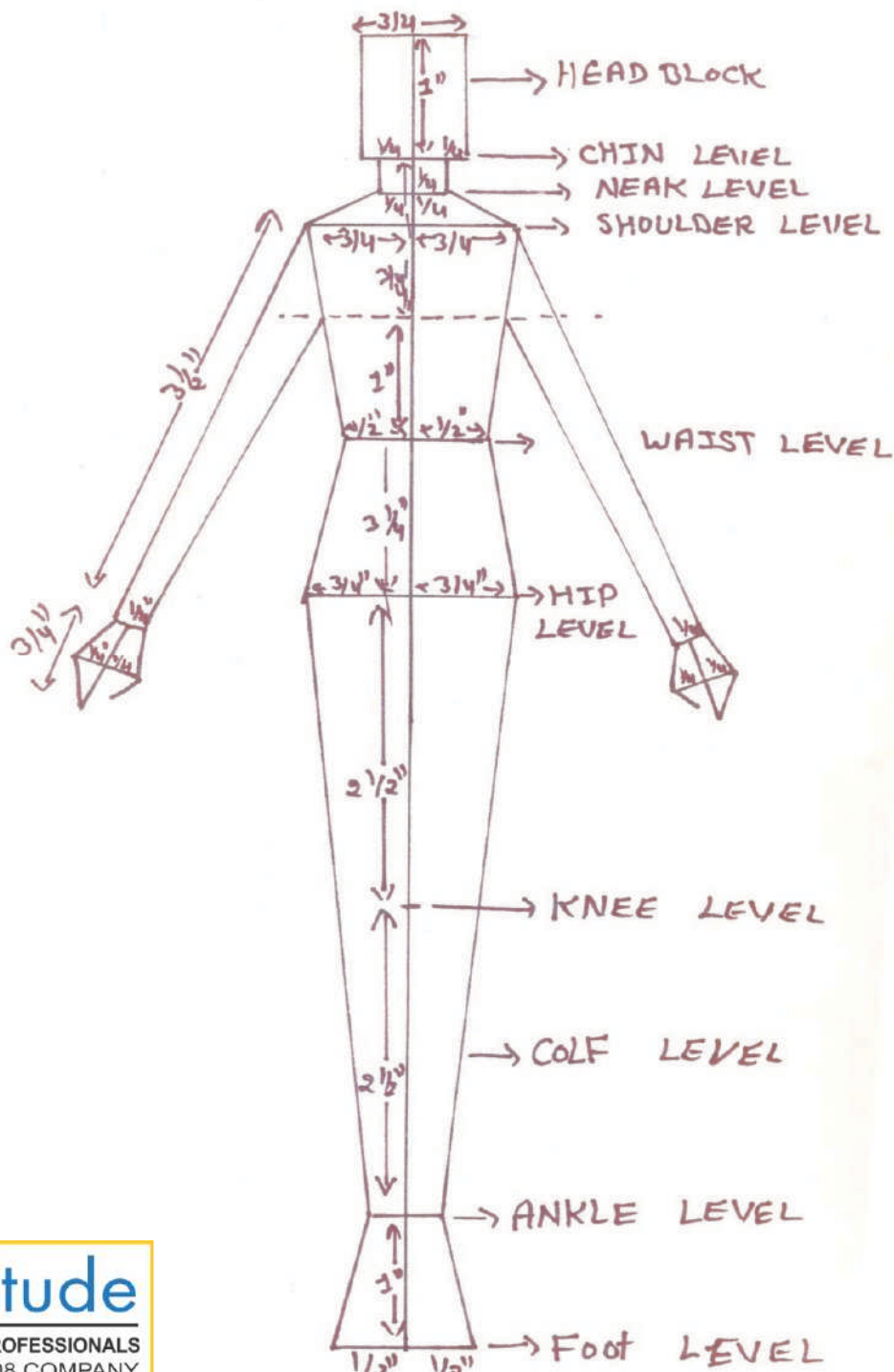
The fashion designing course enhances the creative skills in designing and experimenting. It inculcates a sense of visual observation and acquaints us with the garment industry, teaching right from the conceptualization of an apparel till the finished product involving the entire technical details. The fashion designing course enhances the creative skills in designing and experimenting.

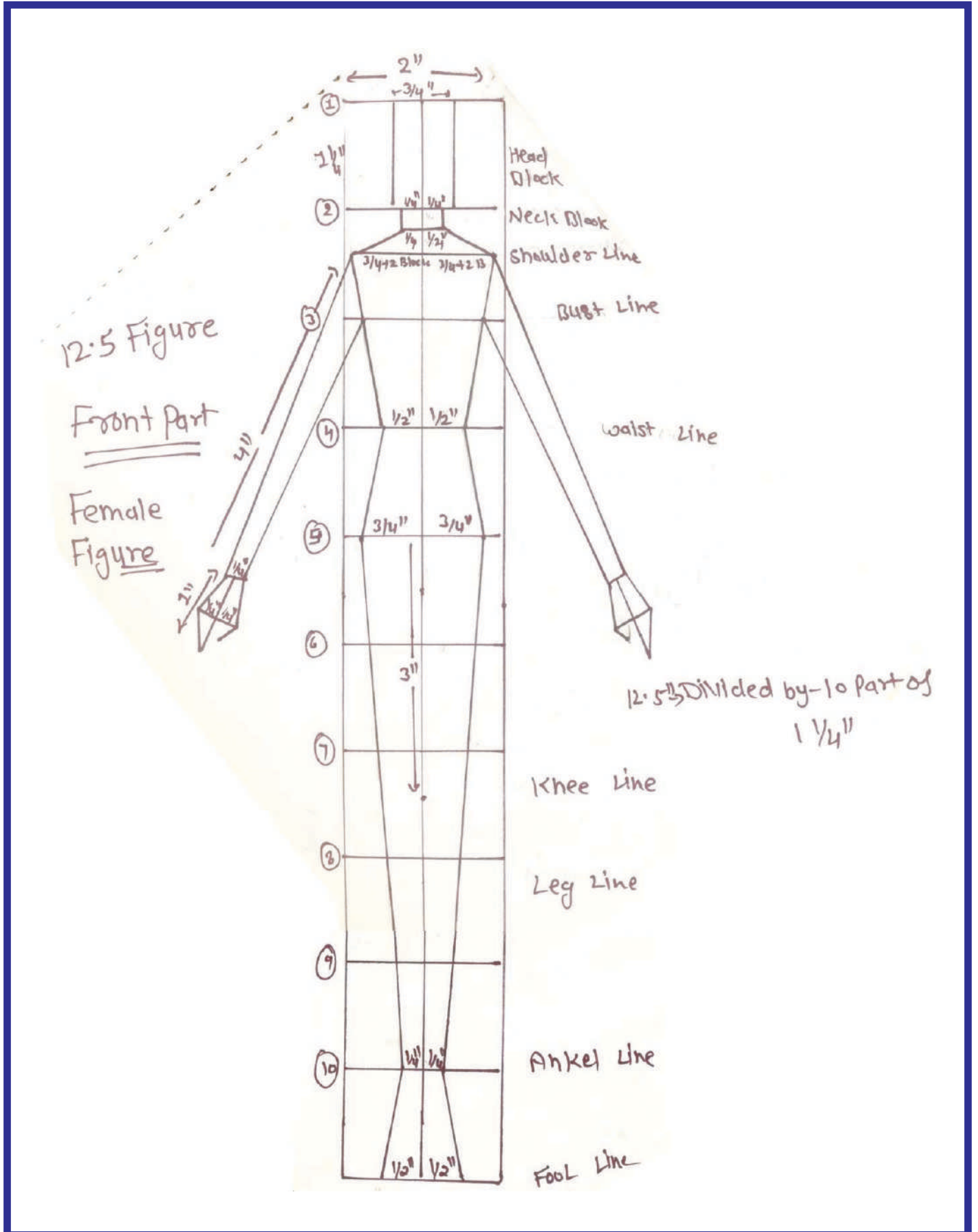
It inculcates a sense of visual observation and acquaints us with the garment industry, teaching right from the conceptualization of an apparel till the finished product involving the entire technical details. Fashion designers after completing this course can achieve the success by opening self employed garment units or working as fashion coordinators, designers or pattern makers and merchandisers, quality controllers, supervisors & managers.

SKETCHING

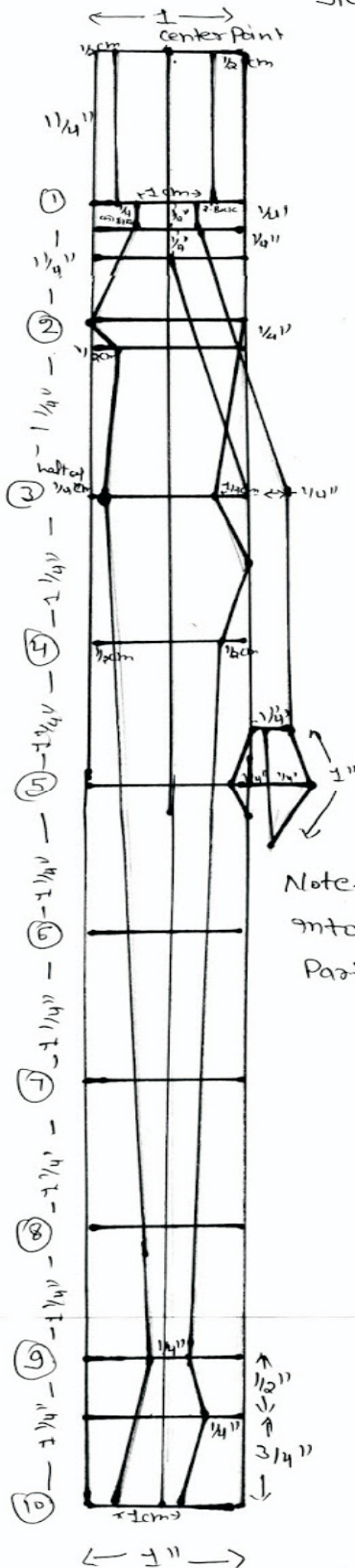
In the fashion world, new designs are presented in the form of hand-drawn sketches before they're actually cut and sewn. First you draw a croquis, the model-shaped figure that serves as the base of the sketch. The point is not to draw a realistic-looking figure, but a blank canvas of sorts on which to display illustrations of dresses, skirts, blouses, accessories and the rest of your creations. Adding color and details like ruffles, seams and buttons helps to bring your ideas to life.

Female → Figure - 10.5''



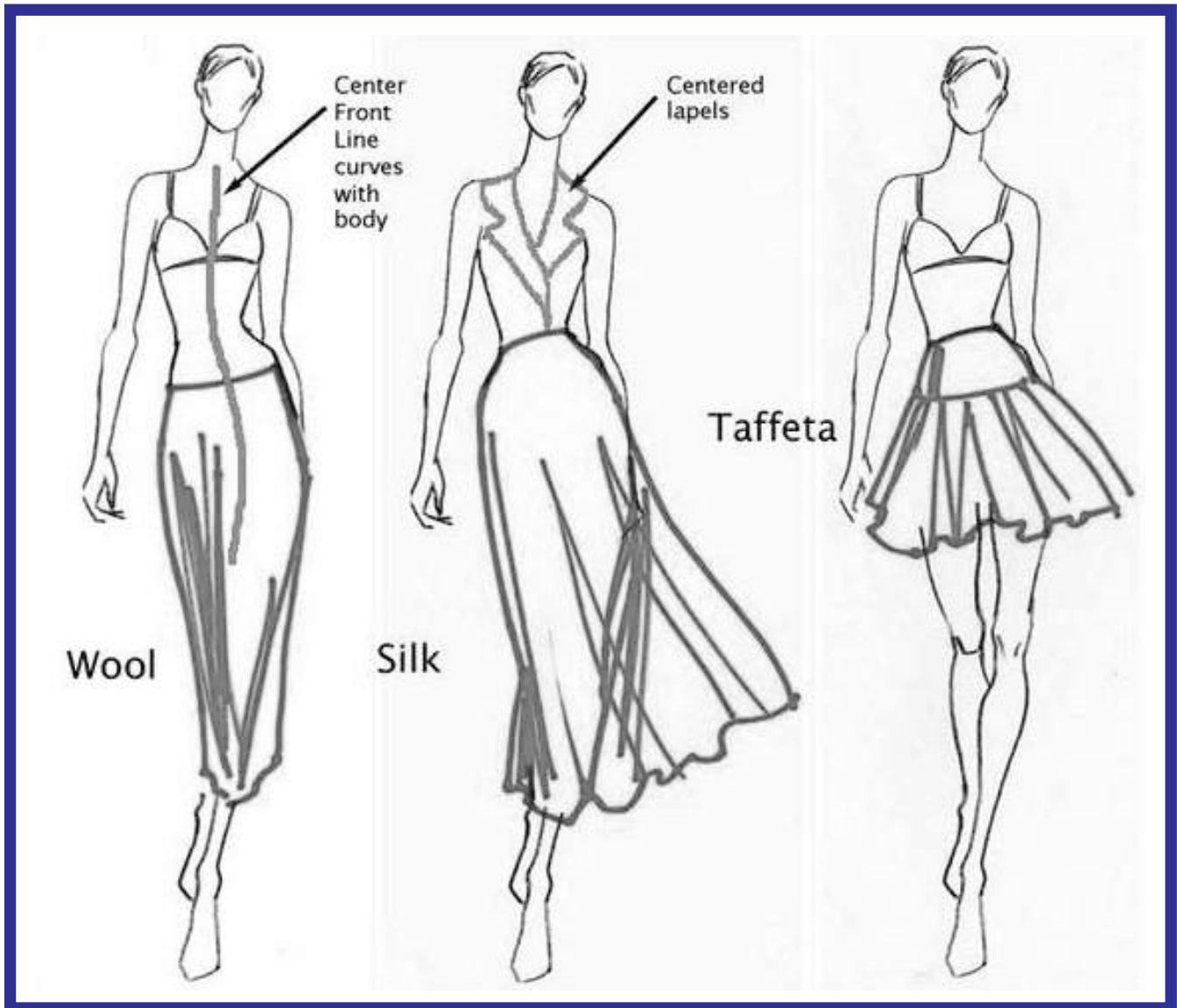


Side view of Fashion figure with Flashing



INDO WESTERN (FASHION) WEAR







DRAPING



EMBROIDERY DESIGN

Embroidery Design are designs which are filled in by threads and other decorative pieces. Embroidery Design can be done by hand or by machine.

EMBROIDERY DESIGNS can be classified into these basic forms:-

1. Single line pattern
2. Double line pattern
3. Double fold pattern
4. Four fold pattern
5. Corner pattern
6. Neckline pattern







NECKLINE PATTERN



EMBROIDERY



Hoop




Needles




Floss



Scissors







DRESS



Designing

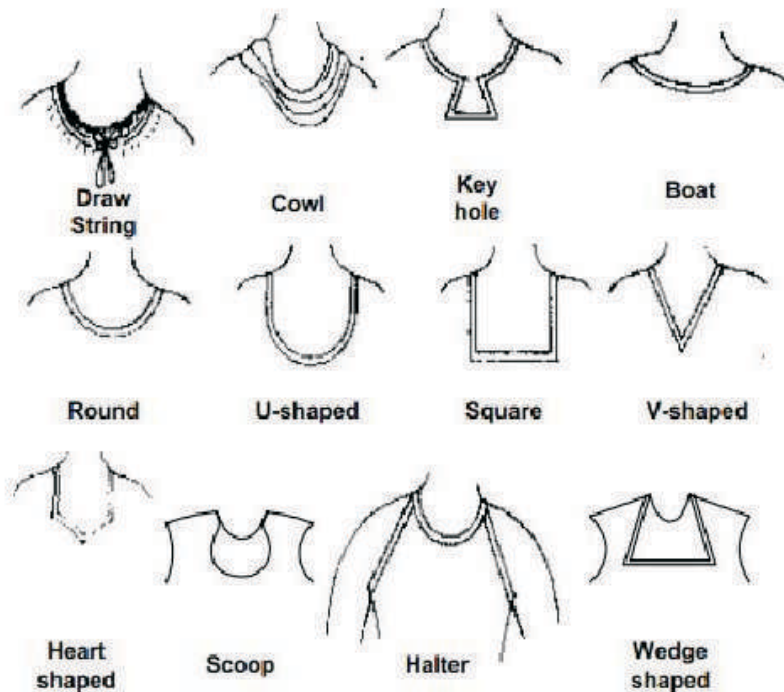
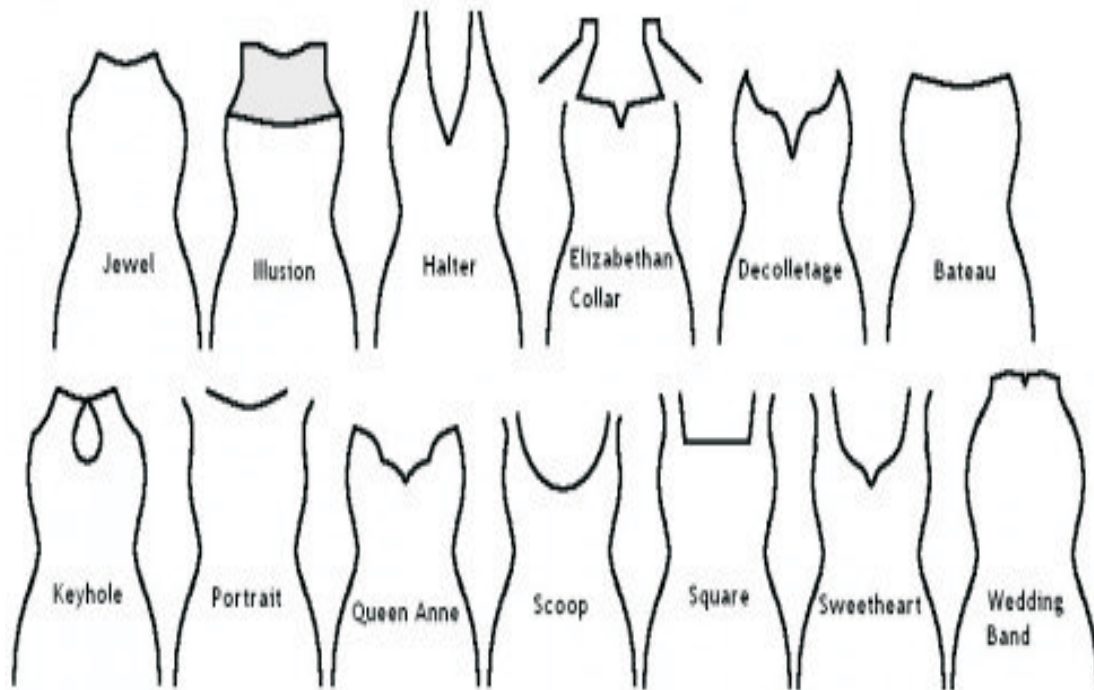


What is Dress Designing ?

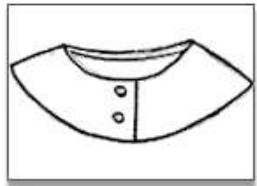
Dress designing is one of the most popular courses among fashion designing. Dress designing is an industry that is ever growing and will last for every time. The undergraduate degree programs in this domain can provide opportunities for the persons who want to do this. The most advanced programs by the experienced professionals can prepare aspirants for positions like chief designers or they can have their own work. The essential necessities of human beings are clothes, food and a house to live in. According to the changing times, the dress design also changes. Now, the dresses are designed keeping in mind not only protection of body but also personality of the wearer.

DESIGN IDEA


TYPES OF NECK LINE



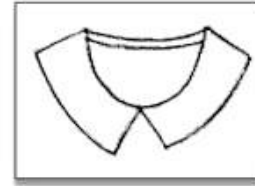
COLLARS



Bertha Yoke Style



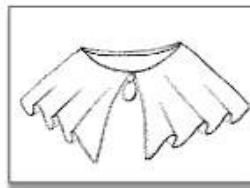
Bertha Braid Edged Trim



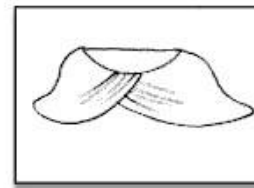
Bertha Deep Neckline



Bertha Knotted



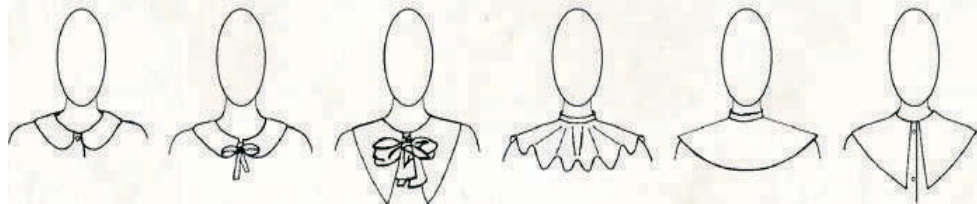
Capellet Piorret Style



Bertha Draped

COLLARS (3 of 4)

www.infographic.info



Peter Pan collar


removable Peter Pan collar

bow neck

collaret

Bertha collar

cape collar



square collar

swan-necked

lapel collar

poet collar

dog ear collar

Various drapes

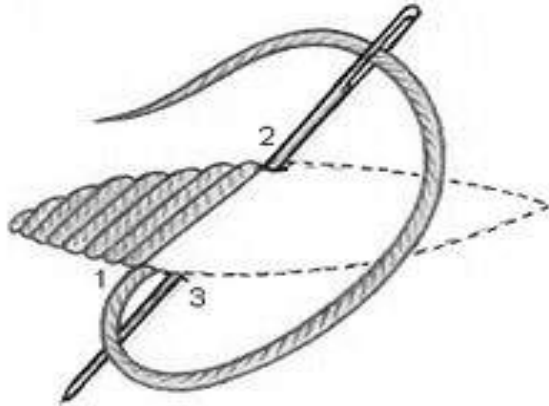
Pleated

Decorative Buttons

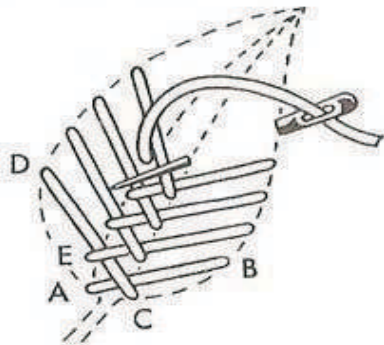
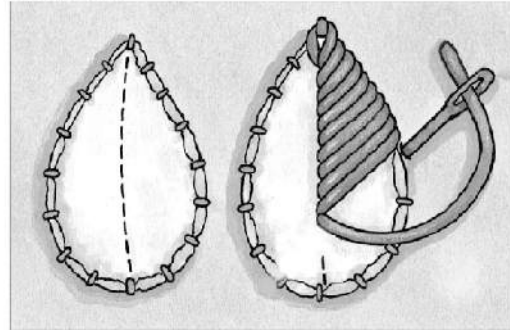


EMBROIDERY

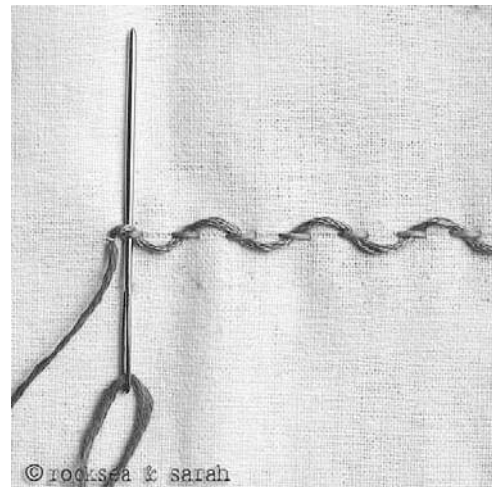
Satin stitch



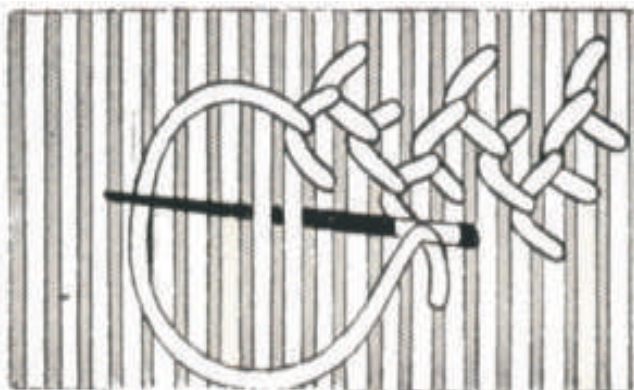
Satin Stitch



LOAF STITCH




LACED RUNNING STITCH



FEATER STITCH


SKATER DRESSES:

This dress is frilly below the waist and accentuates your waistline as it fits there. The dress is usually short and hems above thighs.



MAXI / LONG DRESSES:

This dress is solely made for tall girls. Maxi dress is long & look loose below the waist. You can easily design and dress it for you.



OFF SHOULDER DRESSES:

This dress bare you collar bones and shoulders, with sleeves either across your arms or no sleeves at all.




TIE DETAIL DRESSES:

All it needs is a contrasting fabric belt that you tie along the waist or your bust. Using a tie generally gets attention to your waist and makes the upper torso look heavier.



MAXI / LONG DRESSES:

This dress is solely made for tall girls. Maxi dress is long & look loose below the waist. You can easily design and dress it for you.



OFF SHOULDER DRESSES:

This dress bare you collar bones and shoulders, with sleeves either across your arms or no sleeves at all.





FASHION & DRESS

Designing

Thank You...

 www.attitudetallyacademy.com

 011 4352 2158

